



Genetic Fact Sheets for Parents

Fatty Acid Oxidation Disorders

Screening, Technology, and Research in Genetics is a multi-state project to improve information about the financial, ethical, legal, and social issues surrounding expanded newborn screening and genetic testing – <http://www.newbornscreening.info>

Disorder Name: Carnitine palmitoyl transferase deficiency, type 2

Acronym: CPT-2 deficiency

- What is CPT-2 deficiency?
- What causes CPT-2 deficiency?
- If CPT-2 deficiency is not treated, what problems occur?
- What is the treatment for CPT-2 deficiency?
- What happens when CPT-2 deficiency is treated?
- How is CPT-2 deficiency inherited?
- What causes the CPT-2 enzyme to be absent or not working correctly?
- Is there genetic testing available?
- What other testing is available?
- Can you test during pregnancy?
- Can other members of the family have CPT-2 deficiency or be carriers?
- Can other family members be tested?
- How many people have CPT-2 deficiency?
- Does CPT-2 deficiency happen more often in a certain ethnic group?
- Does CPT-2 deficiency go by any other names?
- Where can I find more information?

This fact sheet has general information about CPT-2 deficiency. Every child is different and some of this information may not apply to your child specifically. Not all is known about CPT-2 deficiency. At present, there is no standard treatment plan. Certain treatments may be recommended for some children but not others. Children with CPT-2 deficiency should be followed by a metabolic doctor in addition to their primary doctor.

What is CPT-2 deficiency?

CPT-2 deficiency stands for “carnitine palmitoyl transferase deficiency – type 2”. It is one type of fatty acid oxidation disorder. People with CPT-2 deficiency have problems breaking down fat into energy for the body.

Fatty Acid Oxidation Disorders:

Fatty acid oxidation disorders (FAODs) are a group of rare inherited conditions. They are caused by enzymes that do not work properly.

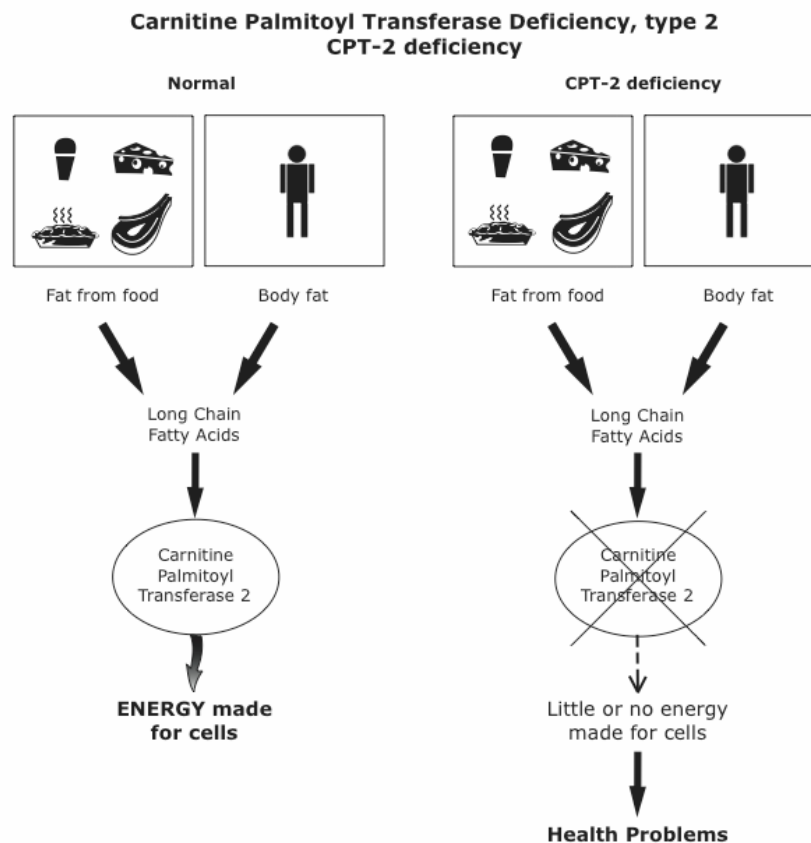
A number of enzymes are needed to break down fats in the body (a process called fatty acid oxidation). Problems with any of these enzymes can cause a fatty acid oxidation disorder. People with FAODs cannot properly break down fat from either the food they eat or from fat stored in their bodies.

The symptoms and treatment vary between different FAODs. They can also vary from person to person with the same FAOD. See the fact sheets for each specific FAOD.

FAODs are inherited in an autosomal recessive manner and affect both males and females.

What causes CPT-2 deficiency?

CPT-2 deficiency occurs when an enzyme, called “carnitine palmitoyl transferase – type 2” (CPT-2), is either missing or not working properly. This enzyme’s job is to help change certain fats in the food we eat into energy. It also helps us use fat already stored in the body.



Energy from fat keeps us going whenever our bodies run low of their main source of energy, a type of sugar called glucose. Our bodies rely on fat when we don't eat for a stretch of time – like when we miss a meal or when we sleep.

When the normal enzyme is missing or not working, the body cannot use fat for energy, and must rely solely on glucose. Although glucose is a good source of energy, there is a limited amount available. Once the glucose has been used up, the body tries to use fat without success. This leads to low blood sugar, called hypoglycemia, and to the build up of harmful substances in the blood.

If CPT-2 deficiency is not treated, what problems occur?

A small number of babies with CPT-2 deficiency show symptoms shortly after birth. Others don't start showing the effects until later in infancy. Most people do not have symptoms until their teen years or early adulthood. This is called the "classic" form of CPT-2 deficiency.

Babies and children who show early signs of CPT-2 deficiency have episodes of illness called metabolic crises. Some of the first signs of a metabolic crisis are:

- extreme sleepiness
- behavior changes
- irritable mood
- poor appetite

Other symptoms then follow:

- fever
- diarrhea
- vomiting
- hypoglycemia

If a metabolic crisis is not treated, a child with CPT-2 deficiency can develop:

- breathing problems
- seizures
- coma, sometimes leading to death

CPT-2 deficiency in newborns

Rarely, a baby with CPT-deficiency shows symptoms in the newborn period. Newborns with symptoms usually have many episodes of metabolic crisis. Other health effects in newborns can be:

- enlarged heart with irregular heartbeat
- enlarged liver
- muscle weakness

Some babies are also born with:

- kidney cysts

- cataracts
- defects of the brain

Without treatment, babies who have symptoms in the newborn period usually die very early in life.

CPT-2 deficiency in infants and children

A small number of children with CPT-2 deficiency start showing symptoms in late infancy or early childhood. If untreated, some of the effects can be:

- repeated metabolic crises
- learning problems
- delays in walking and other motor skills
- liver problems
- muscle weakness
- enlarged heart and irregular heartbeat
- kidney problems

Without treatment, many of these children die early in life.

Symptoms of metabolic crisis in babies and children with CPT-2 deficiency often happen after having nothing to eat for more than a few hours. Symptoms are also more likely when a baby or child with CPT-2 deficiency gets sick or has an infection.

Some children with CPT-2 deficiency have never had a metabolic crisis or other related health problems and are only found to be affected after a brother or sister has been diagnosed.

CPT-2 deficiency in adults

Most people with CPT-2 deficiency have the adult form. This is also called “classic” CPT-2 deficiency, or the “muscle” form.

Symptoms of classic CPT-2 deficiency usually start between 15 and 30 years of age. Periods of muscle weakness are common. Breakdown of muscle fibers can happen. Symptoms usually happen during heavy exercise or after going without food for a long period of time. Signs of muscle breakdown include:

- muscle aches
- muscle weakness
- cramps
- reddish-brown color to the urine

Adults who are not treated can develop kidney failure.

Classic CPT-2 deficiency does not cause metabolic crises or heart problems.

What is the treatment for CPT-2 deficiency?

Your baby's primary doctor will work with a metabolic doctor to care for your child. Your doctor may also suggest that you meet with a dietician familiar with CPT-2 deficiency.

Certain treatments may be advised for some children but not others. When necessary, treatment is usually needed throughout life. The following are treatments sometimes recommended for babies and children with CPT-2 deficiency:

1. Avoid going a long time without food

Babies and young children with CPT-2 deficiency need to eat often to avoid having a metabolic crisis. They should not go without food for more than 4 to 6 hours. Some babies may need to eat even more often than this. It is important that babies be fed during the night. They need to be woken up to eat if they do not wake up on their own.

Children with CPT-2 deficiency should have a starchy snack before bed and another during the night. They need another snack first thing in the morning. Raw cornstarch mixed with water, milk, or other drink is a good source of long-lasting energy. This is sometimes suggested for children older than one year of age. Your dietician can give you ideas for good night-time snacks.

When they are well, most teens and adults with CPT-2 deficiency can go without food for up to 12 hours. They do need to continue the other treatments throughout life.

2. Diet

Sometimes a low fat, high carbohydrate diet is recommended. Carbohydrates give the body many types of sugar that can be used as energy. In fact, for children needing this treatment, most food in the diet should be carbohydrates (bread, pasta, fruit, vegetables, etc.) and protein (lean meat and low-fat dairy foods). Any diet changes should be made under the guidance of a dietician.

Children with CPT-2 deficiency cannot use certain building blocks of fat called "long chain fatty acids". A dietician can help create a food plan low in these fats. Much of the rest of the fat in the diet will likely be in the form of medium chain fatty acids.

Ask your doctor whether your child needs to have any changes in his or her diet.

3. MCT oil and L-carnitine

Medium Chain Triglyceride oil (MCT oil) is often used as part of the food plan for people with CPT-2 deficiency. This special oil has medium chain fatty acids that

can be used in small amounts for energy. Your metabolic doctor or dietician can guide you in how to use this supplement.

Some children and adults may be helped by taking L-carnitine. This is a safe and natural substance that helps body cells make energy. It also helps the body get rid of harmful wastes. Your doctor will decide whether or not your child needs L-carnitine. Unless you are advised otherwise, use only L-carnitine prescribed by your doctor. Do not use any supplements without checking with your doctor.

4. Call your doctor at the start of any illness

Always call your health care provider right away when your child has any of the following:

- poor appetite
- low energy or excessive sleepiness
- vomiting
- diarrhea
- an infection
- a fever
- persistent muscle pain, weakness, or reddish-brown color to the urine

Babies and children with CPT-2 deficiency need to eat extra starchy food and drink more fluids during any illness - even if they may not feel hungry – or they could have a metabolic crisis. Children who are sick often don't want to eat. If they won't or can't eat, they may need to be treated in the hospital to prevent a metabolic crisis.

Ask your metabolic doctor if you should carry a special travel letter with medical instructions for your child's care.

5. Avoid long periods of exercise and avoid getting cold

Long periods of strenuous exercise can trigger symptoms in both children and adults. So can cold weather. Muscle effects can include:

- muscle aches
- cramps
- weakness
- reddish-brown urine

If muscle symptoms occur, prompt treatment is needed to prevent kidney damage. Children or adults with muscle symptoms should:

- drink fluids right away
- eat something starchy or sugary
- get to a hospital for treatment

To help prevent muscle symptoms:

- avoid prolonged or heavy exercise
- keep the body warm

- eat starchy or sugary food before and during periods of moderate exercise

What happens when CPT-2 deficiency is treated?

Treatment can help prevent or control symptoms in some children with CPT-2 deficiency. Children who are treated early may be able to live healthy lives with typical growth and development. Some children do continue to have episodes of metabolic crisis and other health problems despite treatment.

When treated, adults with the classic form of CPT-2 deficiency are expected to live healthy lives.

What causes the CPT-2 enzyme to be absent or not working correctly?

Genes tell the body to make various enzymes. People with CPT-2 deficiency have a pair of genes that do not work correctly. Because of the changes in this pair of genes, the CPT-2 enzyme either does not work properly or is not made at all.

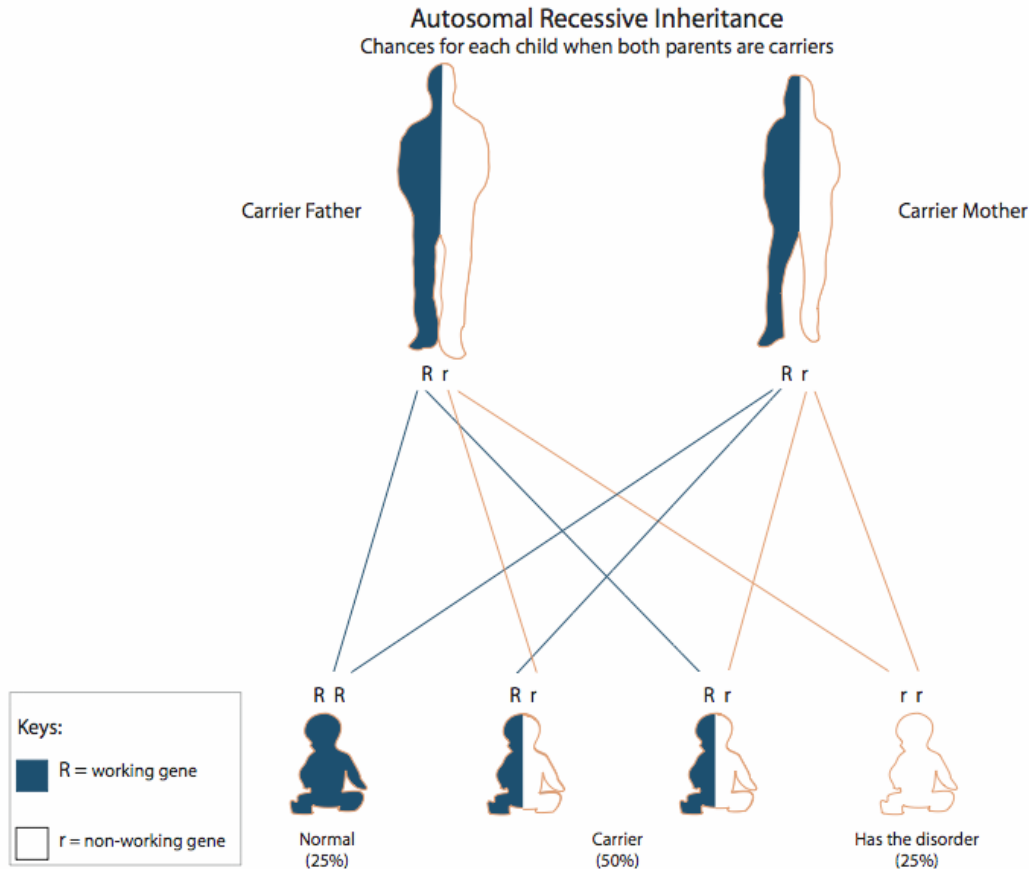
How is CPT-2 deficiency inherited?

CPT-2 deficiency is inherited in an autosomal recessive manner. It affects both boys and girls equally.

Everyone has a pair of genes that make the CPT-2 enzyme. In children with CPT-2 deficiency, neither of these genes works correctly. These children inherit one non-working gene for the condition from each parent.

Parents of children with CPT-2 deficiency are rarely affected with the disorder. Instead, each parent has a single recessive gene for CPT-2 deficiency. They are called carriers for CPT-2 deficiency. Carriers do not have CPT-2 deficiency because the other gene of this pair is working correctly.

When both parents are carriers, there is a 25% chance in each pregnancy for the child to have CPT-2 deficiency. There is a 50% chance for the child to be a carrier, just like the parents. And, there is a 25% chance for the child to inherit two working genes.



Genetic counseling is available to families who have children with CPT-2 deficiency. Genetic counselors can answer your questions about how CPT-2 deficiency is inherited, choices during future pregnancies, and how to test other family members. Ask your doctor about a referral to a genetic counselor.

Is genetic testing available?

Genetic testing for CPT-2 deficiency can be done on a blood sample. Genetic testing, also called DNA testing, looks for changes in the pair of genes that cause CPT-2 deficiency. In some children, both gene changes can be found. However, in other children, neither or only one of the two gene changes can be found, even though we know they are present.

DNA testing is not necessary to diagnose your child. It can be helpful for carrier testing or prenatal diagnosis, discussed below.

What other testing is available?

CPT-2 deficiency can also be confirmed by an enzyme test on a skin sample. Talk to your doctor or your genetic counselor if you have questions about testing for CPT-2 deficiency.

Can you test during pregnancy?

If both gene changes have been found in the child with CPT-2 deficiency, DNA testing can be done during future pregnancies. The sample needed for this test is obtained by either CVS or amniocentesis.

If DNA testing would not be helpful, an enzyme test can be done on cells from the fetus. Again, the sample needed for this test is obtained by either CVS or amniocentesis.

Parents may either choose to have testing during pregnancy or wait until birth to have the baby tested. A genetic counselor can talk with you about your choices and answer questions about prenatal testing or testing your baby after birth.

Can other members of the family have CPT-2 deficiency or be carriers?

Having CPT-2 deficiency

The brothers and sisters of a baby with CPT-2 deficiency have a chance of being affected, even if they haven't had symptoms. Finding out whether other children in the family have CPT-2 deficiency is important because early treatment may prevent serious health problems. Talk with your doctor or genetic counselor about testing your other children for CPT-2 deficiency.

CPT-2 deficiency carriers

Brothers and sisters who do not have CPT-2 deficiency still have a chance to be carriers like their parents. Except in special cases, carrier testing should only be done in people over 18 years of age.

Each of the parents' brothers and sisters has a 50% chance to be a CPT-2 deficiency carrier. It is important for other family members to be told that they could be carriers. There is a very small chance they are also at risk to have children with CPT-2 deficiency.

Some states do not offer newborn screening for CPT-2 deficiency. However, expanded newborn screening through private labs is available for babies born in states that do not screen for this condition. To learn more about expanded newborn screening, see [How to obtain MS/MS](#).

When both parents are carriers, newborn screening results are not sufficient to rule out CPT-2 deficiency in a newborn baby. In this case, special diagnostic testing should be done in addition to newborn screening.

Can other family members be tested?

Diagnostic Testing

Brothers and sisters of an affected child can be tested for CPT-2 deficiency using either a DNA test or a special enzyme test.

Carrier Testing

If both gene changes have been found in the child with CPT-2 deficiency, other family members can have DNA testing to see if they are carriers.

If DNA testing would not be helpful, other methods of carrier testing may be available. Your metabolic doctor or genetic counselor can answer your questions about carrier testing.

How many people have CPT-2 deficiency?

CPT-2 deficiency is rare. The actual incidence is unknown.

Does CPT-2 deficiency happen more often in a certain ethnic group?

CPT-2 deficiency does not happen more often in any specific race, ethnic group, geographical area or country.

Does CPT-2 deficiency go by any other names?

CPT-2 deficiency is also called:

- CPT-II deficiency

Where can I find more information?

Fatty Oxidation Disorders (FOD) Family Support Group
<http://www.fodsupport.org>

Organic Acidemia Association
<http://www.oaanews.org>

United Mitochondrial Disease Foundation
<http://www.umdf.org>

Carnitine palmitoyl transferase deficiency, type 2

Created by www.newbornscreening.info 10

Review Date: 09/31/2006


Children Living with Inherited Metabolic Diseases (CLIMB)
<http://www.climb.org.uk>

Genetic Alliance
<http://www.geneticalliance.org>

<u>Document Info</u>	Created by:	www.newbornscreening.info
	Reviewed by:	HI, CA, OR, and WA metabolic specialists
	Review date:	September 31, 2006
	Update on:	September 31, 2006

DISCLAIMER:

THIS INFORMATION DOES NOT PROVIDE MEDICAL ADVICE. All content ("Content"), including text, graphics, images and information are for general informational purposes only. You are encouraged to confer with your doctor or other health care professional with regard to information contained on this information sheet. After reading this information sheet, you are encouraged to review the information carefully with your doctor or other healthcare provider. The Content is not intended to be a substitute for professional medical advice, diagnosis or treatment. NEVER DISREGARD PROFESSIONAL MEDICAL ADVICE, OR DELAY IN SEEKING IT, BECAUSE OF SOMETHING YOU HAVE READ ON THIS INFORMATION SHEET.



This project is supported by a grant from the Maternal and Child Health Bureau, Health Resources and Service Administration, Genetic Services Branch, MCH Project #:1H46 MC 00189-03 <http://mchb.hrsa.gov>